




ENERG



WHIRLPOOL

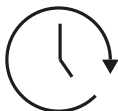
FFD 9458 BV EE



57 kWh /  100



9,0 kg



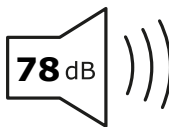
3:40



50 L



A **B** C D E F G



A B **C** D